

Current issues of digital library performance indicators in Japanese academic library statistics

Shinya Kato, Yamagata University Library

Outline

- Japanese academic library statistics
- Necessity of e-measures for digital library functions
- Current trends of digital library performance indicators in academic library statistics
- Toward establishing a new framework

Japanese academic library statistics

- **Statistics on Libraries in Japan**
 - Publisher: Japan Library Association (JLA)
 - Frequency: Annual
 - First Launched: 1952 fiscal year
 - Figures: Represented respectively
- **Library Statistics of Colleges and Universities**
 - Publisher: Ministry of Education Culture, Sports, Science and Technology (MEXT)
 - Frequency : Annual
 - First Launched :1966 fiscal year
 - Figures: Summarized according to the banding and type of college and universities

Statistics on Libraries in Japan

- Element (excerpts)
 - Total number of students, faculty and staff eligible to use
 - Number of Library staff (regular staff, non-regular staff)
 - Number of titles in total stock (printed materials: books and serials)
 - Number of titles added (printed materials: books and serials)
 - Number of initial loans (excluding on-site loans)
 - Number of sheets photocopied
 - Days open
 - Interlibrary lending (requests received to other libraries, requests made to other libraries)
 - Expenditures (operating expenditures, expenditures on acquisitions)

Source: <http://www.jla.or.jp/2004univ.html>

Library Statistics of Colleges and Universities

CONTENTS

Preface

I Outline of survey

II Summary of results

III Statistical tables

1. Library staff

2. Library buildings and facilities

3. Library holdings

4. Acquisitions

5. Audio-Visual materials

Library Statistics of Colleges and Universities

6. Expenditures

7. Services

8. Outsourcing library operations

9. Services to public

10. Digital library functions

Appendix 1. Colleges and universities list

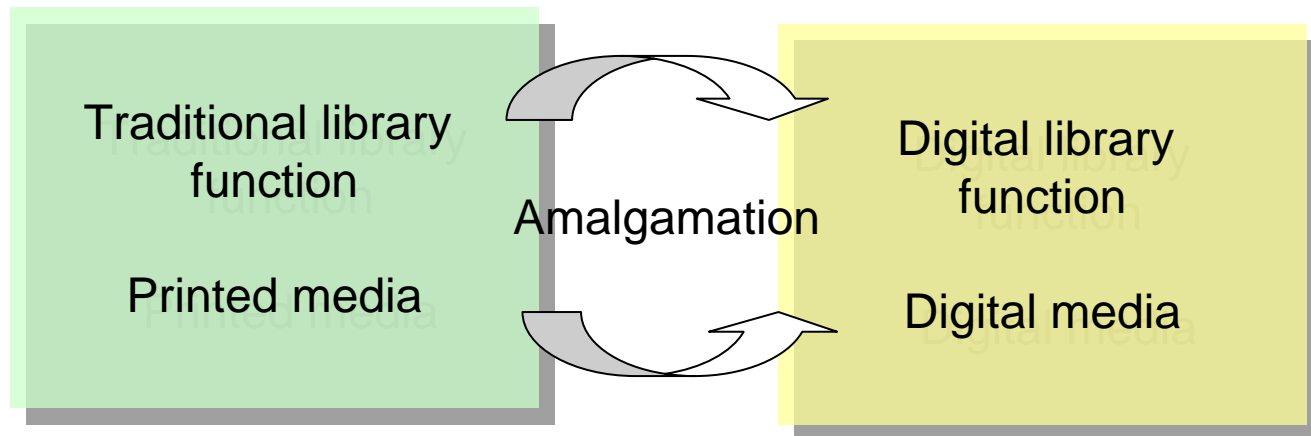
Appendix 2. Questionnaire on Library Statistics of Colleges and Universities

Source: http://www.mext.go.jp/b_menu/toukei/001/index20.htm

Library Statistics of Colleges and Universities

- Library holdings
 - Books
 - Serials
 - Others (includes [electronic journals](#) from 2000 fiscal year)
- [Digital library functions](#)
 - Computerization
 - Computer usage
 - Technical processing
 - Networking with ILL
 - [Library website](#) (from 1997 fiscal year)
 - [CD-ROM and DVD-ROM services](#) (from 1997 fiscal year)
 - [Library service via website](#) (from 1997 fiscal year)

Necessity of e-measures for digital library functions



Conceptual diagram of hybrid library

A Report of Performance Measures of University Libraries, 2002

- New proposal of a comprehensive set of performance measures for evaluation of hybrid library
- Prepared by The Library Performance Measure Working Group of the Association of National University Libraries
- Referring to the ARL E-metrics Project and EQUINOX Project
- Application to self-assessment of academic libraries
 - Tohoku University Library (2003)
 - Yamagata University Library (2003)

<http://www.lib.yamagata-u.ac.jp/alllib/AboutLibrary/document/jikotenken14.pdf>

- Need to a extensive review

Measures for Electronic Library Service

- Element (excerpts)
 - 4.2.1 Resource
 - d2.1(1) e-books
 - d2.1(2) size of electronic library collection
 - d2.2(1) number of full-text electronic journals
 - d2.3(1) number of electronic reference transactions
 - 4.2.2 Management
 - 4.2.3 Service
 - 4.2.4 expenditures

Current trends of digital library performance indicators in academic library statistics

- ARL E-Metrics Collection Data Collection Activities, 2002-03, 2003-04

http://www.arl.org/stats/newmeas/emetrics/Data_Collect.htm

- SCONUL Statistical Questionnaire 2004-05

http://www.sconul.ac.uk/pubs_stats/statques.html

ARL E-Metrics Data Collection Activities, 2002-03, 2003-04

2002-2003	2003-2004
1. Number of Electronic Full-text Journals	1. Number of electronic journals purchased.
2. Number of Electronic Reference Sources	2. Number of electronic “full-text” journals purchased.
3. Number of Electronic Books	3. Number of current electronic journals not purchased
4. Cost of Electronic Full-text Journals	4. Number of electronic reference sources
5. Cost of Electronic Reference Sources	5. Number of electronic books
6. Cost of Electronic Books	6. Cost of current electronic journals purchased
7. Library Expenditures for Bibliographic Utilities, Networks & Consortia	7. Cost of electronic “full-text” journals
8. External expenditures for Bibliographic Utilities, Networks & Consortia	8. Cost of electronic reference sources
9. Number of Electronic Reference Transactions	9. Cost of electronic books

ARL E-Metrics Data Collection Activities, 2002-03, 2003-04

2002-2003	2003-2004
10. Number of Logins (sessions) in electronic databases	10. Number of virtual reference transactions
11. Number of queries (searches) in electronic databases	11. Number of logins (sessions) to electronic databases
12. Items requested in electronic databases	11a. Number of databases for which you are reporting
13. Virtual visits to library's websites and catalog	12. Number of queries (searches) in electronic databases
14a. Number of Digital Library Collections	13. Number of items requested in electronic databases
14b. Number of Items in Digital Library Collections	13a. Number of databases for which you are reporting
14c. Size of Digital Library Collections	14. Number of virtual visits to library's website and catalog
15. Use of Digital Library Collections	15a. Number of Library Digital Collections

ARL E-Metrics Data Collection Activities, 2002-03, 2003-04

2002-2003	2003-2004
16. Cost of Digital Collections and Management	15b. Size of Library Digital Collections (in megabytes)
17. Percentage of electronic reference transactions of total reference	15c. Number of Items in Library Digital Collections
18. Percentage of virtual visits of all library visits	16a. Number of times items accessed in Library Digital Collections
19. Percentage of electronic books to all monographs	16b. Number of queries conducted in Library Digital Collections.
	17a. Direct cost of personnel in constructing and managing library digital collections
	17b. Direct cost of equipment, software or contracted services for constructing and managing library digital collections

SCONUL statistical Questionnaire 2004-05

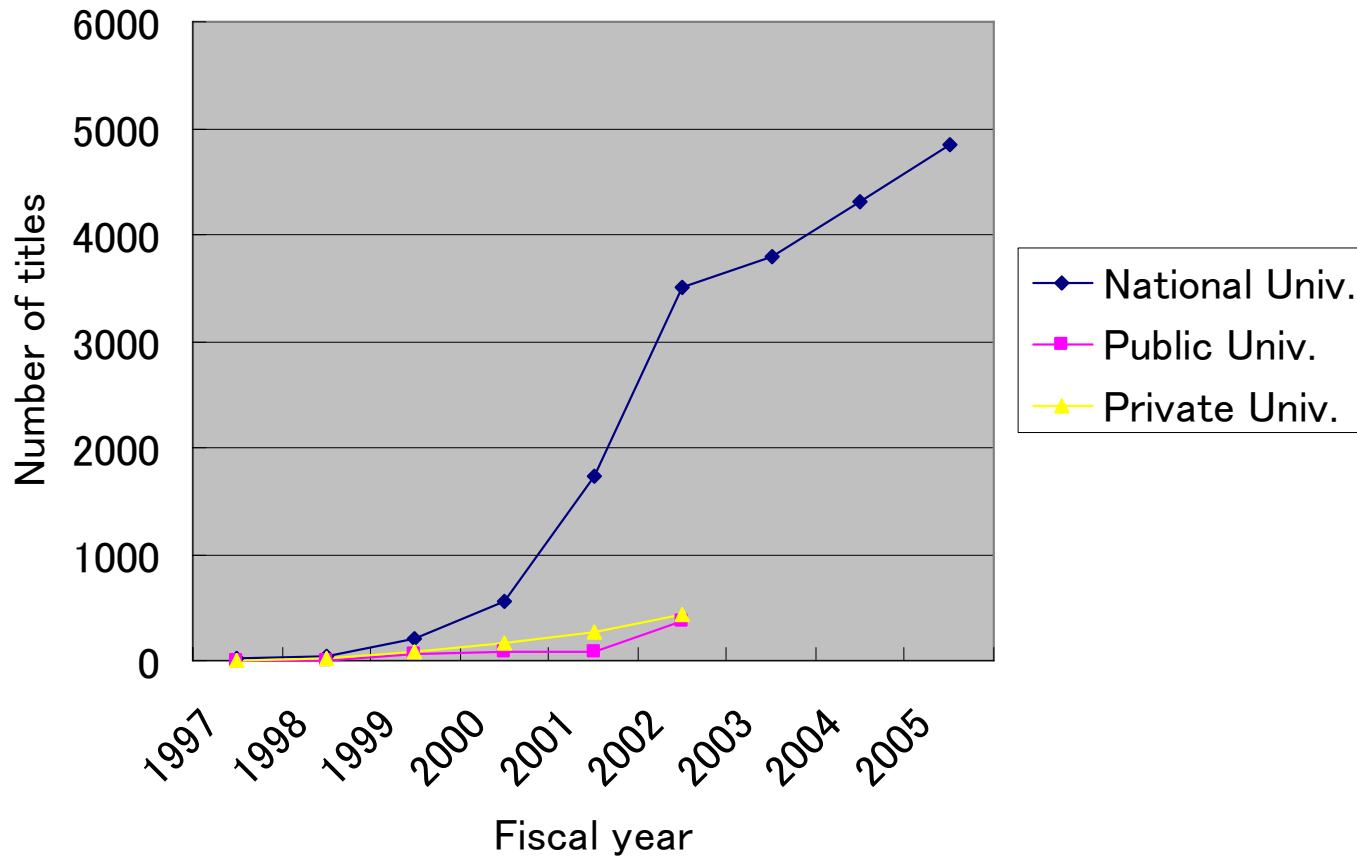
- e-measures
 - 2d. Number of **unique serial titles** received by subscription
 - 2e. Number of unique titles received in **print form** only
 - 2f. Number of unique titles received in **electronic form** only
 - 2g. Number of unique titles received in **print and electronic form**
 - 2k. Number of **electronic databases** received by subscription
 - 2l. Number of **electronic books**
 - 4r. Number of successful requests for **full-text journal** articles
 - 4s. Number of successful accesses to **electronic books**
 - 7g. Total expenditures on **electronic resources**
 - 7h. expenditures on subscription to **electronic databases**
 - 7j. expenditures on **e-books**
 - 7k. expenditures on other **digital documents**

University information database

- Developing by National Institution for Academic Degrees and University Evaluation (NIAD-UE)
- Collecting and organizing basic data for education and research activities in the Japanese colleges and universities
- Includes library service statistics, however only two measures for digital library functions are included: “number of electronic journals purchased” and “number of electronic databases purchased”

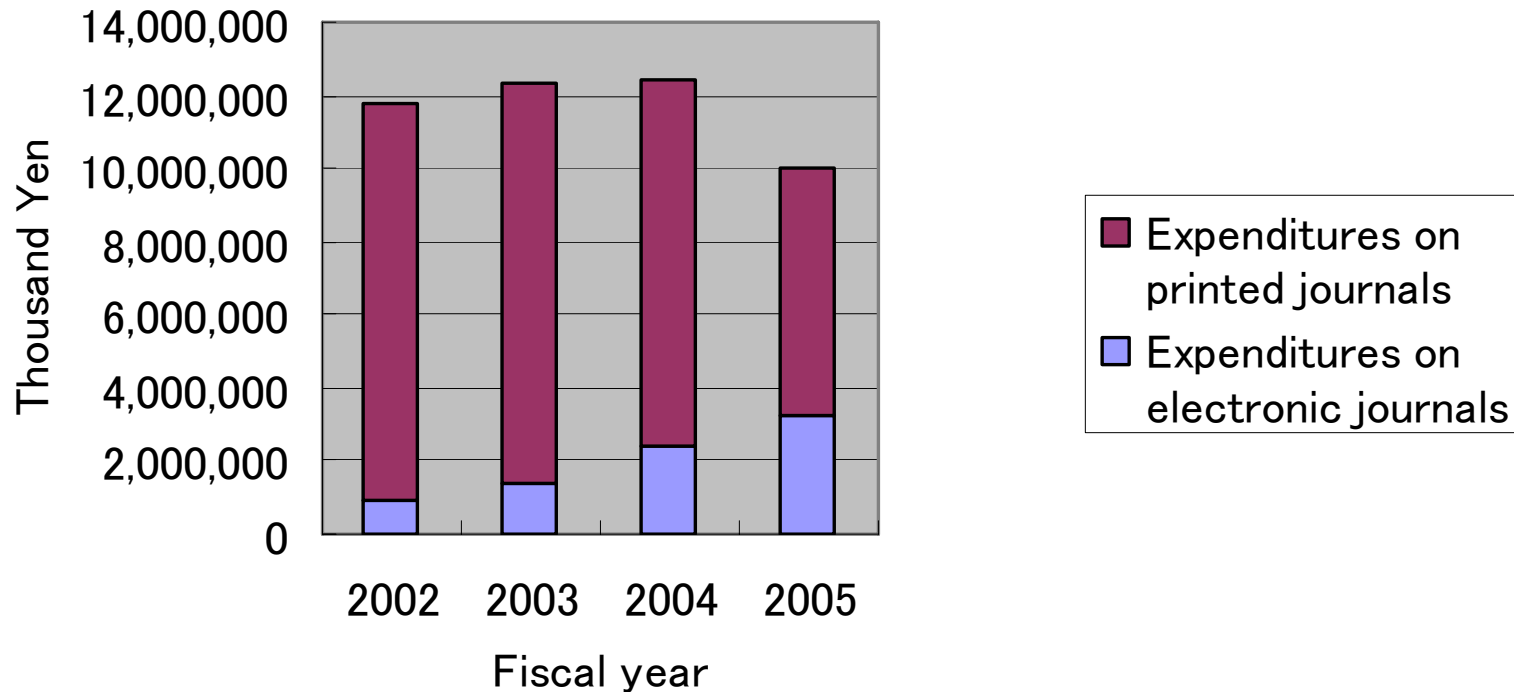
Source : http://www.niad.ac.jp/sub_hyouka/univdb/sesanko.pdf

Introduction to electronic journals in academic libraries in Japan



Source: JANUL Workshop 2005

Expenditures on Foreign journals at National University Libraries



Source: JANUL Workshop 2005

Annual survey of electronic journals subscribed at national university libraries

- Conducted by Electronic Journal Task Force of Japan Association of National University Libraries from 2002 fiscal year
- First detailed survey of electronic journals at consortia level
- Access permitted members only

Annual survey of electronic journals subscribed at national university libraries

- Element (Excerpt)
 - Total number of foreign electronic journals
 - Number of subscribed foreign electronic journals
 - Expenditures on foreign print and electronic journals
 - Expenditures on foreign electronic journals
 - Total number of domestic electronic journals
 - Number of subscribed domestic electronic journals
 - Expenditures on domestic print and electronic journals
 - Expenditures on domestic electronic journals
 - Number of subscribed foreign print journals
 - Number of cancelled foreign print journals

Source: <http://wwwsoc.nii.ac.jp/anul/j/projects/ej/>

Toward establishing a new framework

- A new proposal for a minimum set of measures for digital library function
- Field test
- Implementation of new measures in academic library statistics

A new proposal for a minimum set of performance measures for digital library function

- Electronic Resources (e-resources)
 - Number of subscribed [electronic full-text journals](#)
 - Number of subscribed [databases](#)
 - Number of purchased or licensed [e-books](#)
 - Number of [digital documents produced in house](#)
- Services
 - Number of hits on the [library website](#)
 - Procedural/directional [questions](#) received electronically during sample week
 - Electronic resources related [questions](#) received electronically during sample week
 - Successful request for [full-text journal](#) articles

A new proposal for a minimum set of performance measures for digital library function

- Services

- Turnaways from [full-text journals](#)
- Successful requests for [full-text journal](#) articles
- Successful session on [databases](#)
- Total [database](#) searches performed during sessions
- Turnaways from [databases](#)
- Successful accesses to [e-books](#)
- Turnaways from [e-books](#)
- Number of sessions on [digital documents produced in house](#)

A new proposal for a minimum set of performance measures for digital library function*

- Costs
 - Subscriptions to electronic [full-text journals](#)
 - Subscriptions to [databases](#)
 - Expenditures on [e-books](#)
 - Expenditures on [digital documents produced in house](#)

* Based on e-measure project

<http://www.ebase.uce.ac.uk/emeasures/emeasureslist.htm>